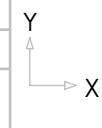
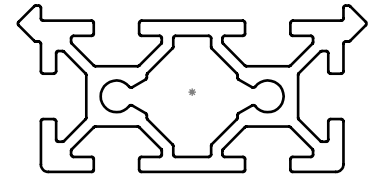


| | | |
|----------------------------|------------|---|
| SHAPE No. H12927 | | R |
| EST MASS Kg/m | 0.887 | |
| AREA SQ/MM | 327.243 | |
| TOTAL PERIMETER | 320.173 | |
| EXTERNAL PERIMETER | 250.735 | |
| ANODISING PERIMETER | 285.454 | |
| FACTOR | 22 | |
| CLASS/ TYPE | 21 | |
| ALLOY | 6063 T6 | |
| LOCATION | O | |
| DRAWN | DG | |
| DATE | 04/03/2014 | |
| SCALE | 2:1 | |
| CAD FILE | N1674-1 | |
| ENQ. No. | N1674 | |
| CUSTOMER DWG No. 11824 | | |
| CUSTOMER Alsysco | | |
| IMPORTANT DIMENSIONS * | | |

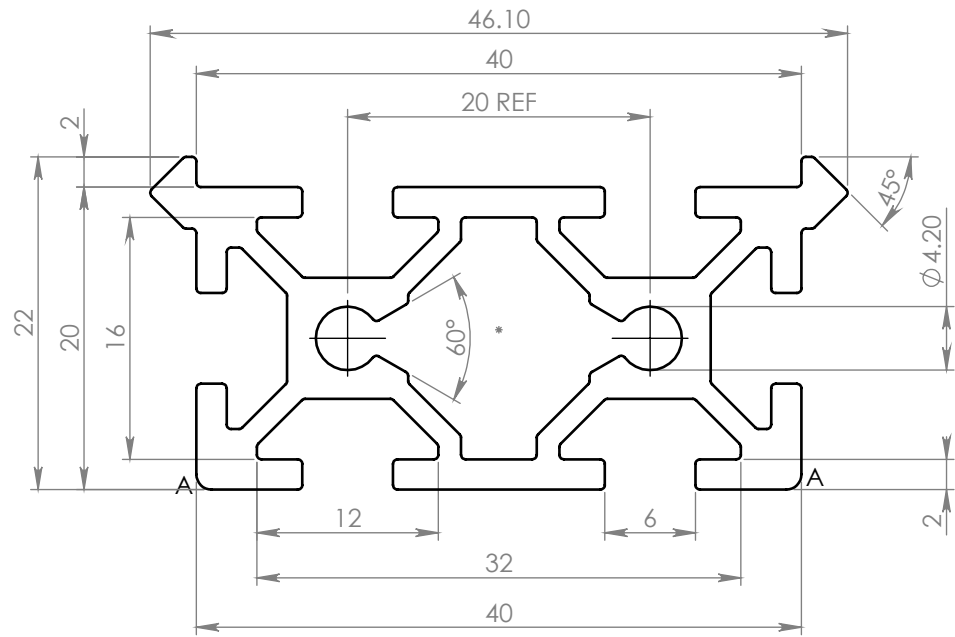
| | | | | | |
|---|------|--|---|---------------------|-------------------------|
| UNMARKED THICKNESS | 1.50 | EXPOSED SURFACES | E - - - - - E | V-GROOVES | ... |
| SURFACE FINISH | MILL | <input checked="" type="checkbox"/> ANODISED | <input checked="" type="checkbox"/> PAINTED | DO NOT SCALE | lxx ... mm ⁴ |
| (Client is responsible to check all dimensions before signing drawing approval) | | | | | lyy ... mm ⁴ |



All Round Exposed



Actual Size



Radii
A - 1.00
Other - 0.30

| | | | | | |
|---------------------|------------------|----------------------|-----------------------|-----------------------|----------------------------|
| DIE SIZE 230X135 | No OF HOLES 2 | PRESS P 15 / P 22 | BOLSTER 42 / 153 B | SUB BOLSTER SG 180 | RING No. S 12 / 230X135 |
|---------------------|------------------|----------------------|-----------------------|-----------------------|----------------------------|

H12927
SHAPE No.

| | | | | | |
|---|----------|-------|-----|-------------------------|-----------|
| TOLERANCES AS SHOWN AND ACCORDING TO DATA BOOK EDITION 18 | ... | ... | ... | END USE Machine Rail | CCD 48 |
| DATE | REVISION | DRAWN | | | |